

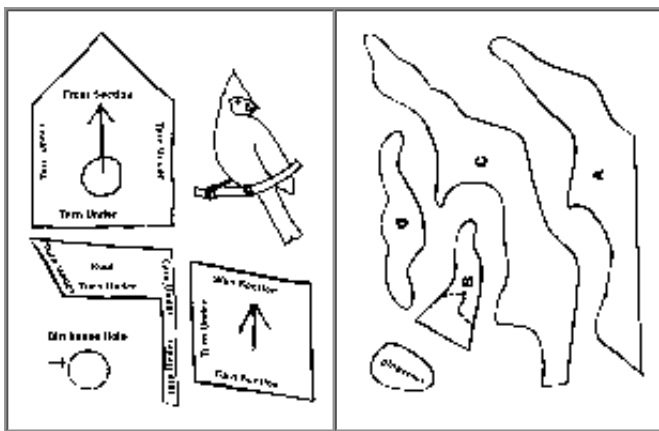
Every Birdie's Home Tweet Home

January Block by Bettye C. a/k/a Lillylady

These are the templates for January's block. Remember you will need Adobe Acrobat Reader to view and print the templates. If you do not have Adobe Acrobat Reader, click the button at the bottom of this page for the download direct from Adobe. It is a free download. Click on each picture to download the file to your computer. You can then print it out or save a copy to your computer to print later.

When printing these templates, be sure that **"Page Scaling"** is set to NONE and the check boxes for **"Auto-Rotate and Center"** and **"Choose Paper Source by PDF Page Size"** are UNCHECKED.

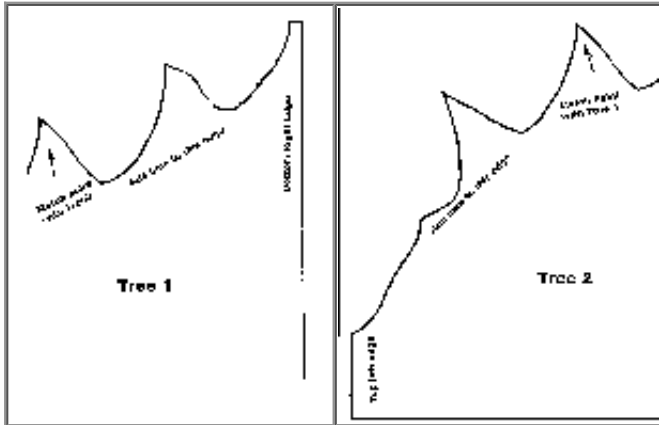
Basic Templates - Bird & Birdhouse / Snow & Pinecone



Tree Templates

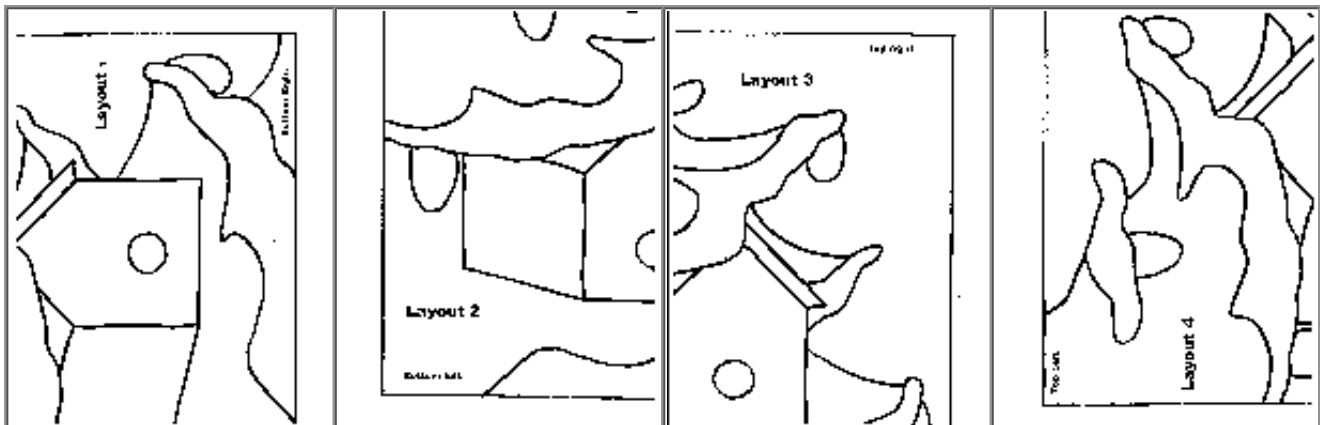
There are two templates for the tree since it is larger than 8 1/2 x 11 paper. One piece lays across the other. The edges of the paper will not match up, instead, there is a matching point marked on the templates. Start with a 13" square of green fabric and place template 1 with the bottom right edge at the bottom right edge of your fabric. Place the top right edge of Template 2 at the top right edge of your fabric square. Match

up the "matching points" marked on your templates and cut your fabric.



Layout Templates

These templates are provided for those who want a general outline of the block or wish to make a clear plastic overlay for appliqué. Again, these pieces overlay one another and you can match the printed lines. Not everyone may need to print out these templates. The picture of the completed block may be enough for you to see how the pieces fit together.



[Back](#)

07326

